



Serving the professional development needs of extraordinary educators.

**DF04 Informational Text Across the Content Areas for Struggling Readers (Grades 9-12)**

Katie McKnight, Ph.D.

**Together let's create extraordinary classrooms.**

Please note video and audio recording on any device is not permitted in accordance with permission and copyright law. With the express permission of the presenter, you are allowed to take still photos.



---

---

---

---

---

---

---

---



Serving the professional development needs of extraordinary educators.

**We believe educators have the most important job in the world.**

**Together let's create extraordinary classrooms.**



---

---

---

---

---


---

---

---

**What We Will Do In This Session**

- Making Thinking and Reading Visible to Support Struggling Readers.
- Explore Great Informational Text Resources.
- Using Text Circles in the Classroom



---

---

---

---

---

---

---

---

What do these numbers mean?

**Distribution of Literary and Informational Passages by Grade In the 2009 NAEP Reading Framework**

Grade	Literary	Informational
4	50%	50%
8	45%	55%
12	30%	70%

Source: National Assessment Governing Board. (2008). *Reading framework for the 2009 National Assessment of Educational Progress*. Washington, DC: U.S. Government Printing Office.

Common Core State Standards, 2010, p. 5.

---

---

---

---

---

---

---

---

**INTEGRATING  
INFORMATIONAL TEXT  
INTO THE CURRICULUM**

---

---

---

---

---

---

---

---

**The five Es are: engage, explore,  
explain, elaborate, and  
evaluate.**

---

---

---

---

---

---

---

---

### Engage

- The teacher and students can the engage segment by completing something like a K-W-L (i.e., what you know, what you want to know, what you learned).

Name: \_\_\_\_\_ Date: \_\_\_\_\_ **KWL**

Topic: \_\_\_\_\_

K What I know	W What I want to know	L What I learned

©2010 Pearson Education, Inc. All rights reserved.

---

---

---

---

---

---

---

---

### Explore

- Assign students flexible learning groups to read and explore the topic and question.

Name: \_\_\_\_\_ Date: \_\_\_\_\_ **SPIDER**

---

---

---

---

---

---

---

---

### Explain

Students make connections to what they previously learned and to new information.

Name: \_\_\_\_\_ Date: \_\_\_\_\_ **IDEA WEB**

---

---

---

---

---


---

---

---

### Elaborate

Students first learn everyday words when concepts are introduced and then more advanced vocabulary to connect, explain, and broaden their understanding of new information.



EDUCATORS

---

---

---

---

---

---

---

---

### Evaluation

- Evaluation can be embedded throughout the lessons. For example, the teachers can assess whether students are learning key concepts by listening to students' questions and comments during whole-class and small-group discussions. The teachers can also examine student learning logs or notebooks.

EDUCATORS

---

---

---

---

---

---

---

---

### Literacy Partners



<http://goo.gl/OS4ASj>

---

---

---

---


---

---

---

---

### Read Like a Historian



<http://goo.gl/HE6S3I>

---

---

---

---

---

---

---

---

### Reading Formal and Informal Texts



<http://goo.gl/Y1zqJf>

---

---

---

---

---

---

---

---

### Differentiating Texts

- Selecting and adapting texts to differentiate information to meet the needs of diverse readers.
- Making students better readers in your subject area.
- Using efficient and engaging activities that add to content learning.

EDUCATORS

---

---

---

---

---

---

---

---

**Strategies: One-Page Wonder**

According to Daniels and Steineke, One-Page Wonders (OPW) allows us to:

- Provide texts that are interesting
- Keep in-class reading time short
- Allow for efficient practice of comprehension and discussion strategies

---

---

---

---

---

---

---

---

**Finding OPWs**

- Interesting and relevant to kids
- Surprising, puzzling, funny, quirky, or weird
- Invite the reader to visualize places, faces, and events
- Feature people you can get interested in
- Are complex enough to justify time and thought
- Offer background knowledge in your content area
- Contain open-ended or debatable issues that invite lively discussion

---

---

---

---

---

---

---

---

**Sample Text Sets**

- Here are some sample text sets that teachers in Indianapolis Public Schools created.

---

---

---

---

---

---

---

---

### Text Circles

- ▶ Small groups are formed based on student choice. Grouping is by text choices, not by “ability” or other tracking.
- ▶ Members write notes that help guide both their reading and their discussion.

---

---

---

---

---

---

---

- **Visualize:** Making pictures of mental images or sensory images as they read.
- **Connect:** The reader and experience connection.
- **Question:** Interrogating the text.
- **Infer:** predict, interpret, synthesize.

---

---

---

---

---

---

---

- ▶ **Evaluate:** Critique and make judgments.
- ▶ **Analyze:** Examining the author’s craft. This is a good time for mini-lessons about targeted content.
- ▶ **Recall:** Retell, summarize, and remember.
- ▶ **Self-monitor:** Using individual skill set to understand and interpret the text.
- ▶ **Overcome obstacles independently**

---

---

---

---

---

---

---

Text Circles

- ▶ Small groups are formed based on student choice. Grouping is by text choices, not by “ability” or other tracking.
- ▶ Members write notes that help guide both their reading and their discussion.

---

---

---

---

---

---

---

---

- **Visualize:** Making pictures of mental images or sensory images as they read.
- **Connect:** The reader and experience connection.
- **Question:** Interrogating the text.
- **Infer:** predict, interpret, synthesize.

---

---

---

---

---

---

---

---

- ▶ **Evaluate:** Critique and make judgments.
- ▶ **Analyze:** Examining the author’s craft. This is a good time for mini-lessons about targeted content.
- ▶ **Recall:** Retell, summarize, and remember.
- ▶ **Self-monitor:** Using individual skill set to understand and interpret the text.
- ▶ **Overcome obstacles independently**

---

---

---

---

---

---

---

---

**TextProject.org**




The screenshot shows the 'Literacy Topics' page on TextProject.org. The main heading is 'Knowledge and Informational Texts'. Below the heading is a photo of three children reading together. Text on the page explains that these texts are where humans share and store what they learned, and that they are used to acquire knowledge. It also mentions that TextProject offers numerous resources to support students in increasing their funds of information and engagement with informational texts.

---

---

---

---

---

---

---

---

---

---

**Read Aloud Favorites**  
<http://goo.gl/Tn0c3y>




The screenshot shows the 'Archived Favorites' page on TextProject.org. The main heading is 'Read-Aloud Favorites'. Below the heading is a list of dates from May 2007 to March 2008, representing the months when these favorites were updated.

---

---

---

---

---

---

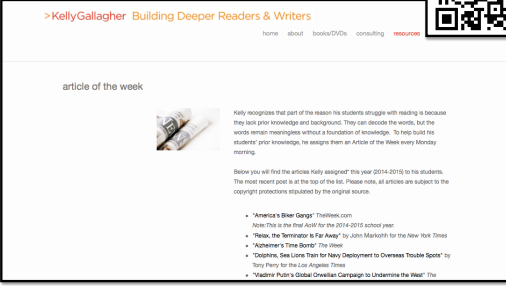
---

---

---

---

**Kelly Gallagher Article of the Week**  
<http://goo.gl/NGC9KS>

The screenshot shows the 'Article of the Week' page for Kelly Gallagher. It features a small image of a book and a paragraph of text explaining that Kelly recognizes that part of the reason his students struggle with reading is because they lack prior knowledge and background. Below the text is a list of article titles and their authors, including 'America's Blue Gargle' by Thomas H. Dineen, 'Rise, the Terminator is Far Away' by John Markoff, 'Madeline's True Beauty' by Lisa Brown, 'Dolphin, Sea Lion Train for Navy Deployment to Overseas Trouble Spots' by Tony Perry, and 'Welders' Pupils Global Overseas Campaign to Undermine the War' by Tony Perry.

---

---

---

---

---

---

---

---

---

---

The New York Times Learning Network

<http://goo.gl/dqT9il>



---

---

---

---

---

---

---

---

Newsela

<https://www.newsela.com>



---

---

---

---

---

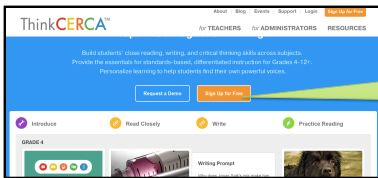
---

---

---

ThinkCERCA

<http://www.thinkcerca.com>



Create a Free Account and go to "Quick CERCA's"

---

---

---

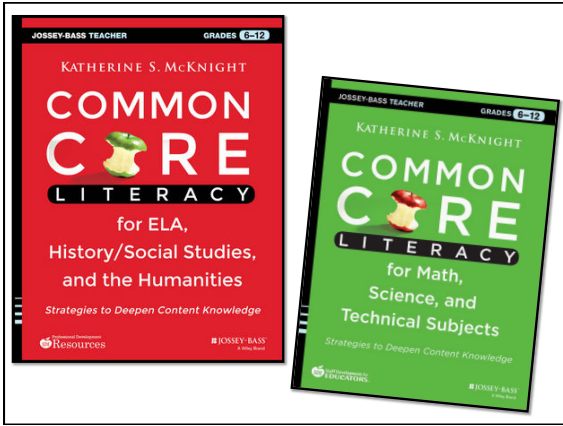
---

---

---

---

---




---

---

---

---

---

---

---

---

**How to Reach Me:**

✉ Email: [Katie@KatherineMcKnight.com](mailto:Katie@KatherineMcKnight.com)

🌐 Website: [www.KatherineMcKnight.com](http://www.KatherineMcKnight.com)

🐦 Twitter: @literacyworld

📘 Facebook: **Katie McKnight Literacy**

📖 For more materials and updated powerpoint, see my blog at [www.KatherineMcKnight.com](http://www.KatherineMcKnight.com)

---

---

---

---

---

---

---

---

Serving the professional development needs of extraordinary educators.

**Expect Extraordinary**

**Extraordinary educators need flexibility and variety in accessing professional development...**

...that's why SDE provides multiple formats to fit how you learn best.

**PD Events**

- Single-Topic Workshops
- Multi-Topic Workshops
- National and Regional Conferences
- Unconference Facilitation
- In-Depth Institutes
- Train-the-Trainer Institutes

**Web-Based PD**

- Webinars
- Online Courses
- Flipped Workshops
- Blended Learning

**PD Resources**

- Books
- Tabletop Games
- Manipulatives
- Digital Games
- eBooks
- Apps

**Onsite PD**

- Single-Topic Workshops
- Multi-Topic Workshops
- Customized Conferences
- In-Depth Institutes
- Train-the-Trainer Institutes
- Co-Teaching
- Professional Learning Communities
- Modeling/Observation

1-877-388-2054 | [www.SDE.com](http://www.SDE.com)

---

---

---

---

---

---

---

---