

D05-Homework that Makes Students Think (Gr. 6-12)

Katie McKnight, Ph.D.

www.KatherineMcKnight.com

Twitter: @LiteracyWorld

Facebook: Katie McKnight Literacy



WHAT IS YOUR GREATEST CONCERN ABOUT HOMEWORK?

Think-Pair –Share

Turn to 2-3 colleagues and share what your concerns regarding homework.




Homework History

- Long debated topic
- Even in the 19th century, educators debated the merits of homework.
- The role of rigor and homework.
- Homework research is inconsistent.
- Questions of equity: diversity, family, economical.
- Available resources.




What we will do in this session:

- Consider the purpose of homework.
- Guidelines for homework.
- Technology and homework.




Why do you give homework?




Why do we assign homework?

- Access prior student knowledge
 - Writing prompts
 - Anticipation Guides
 - Entrance Slips
- Provides Practice Time
- Formative Assessment
- Student Reflection
- Extend Class Activities and Learning




Suggestions for Homework

- Connecting the homework to the class objectives rather than the page number from the textbook.
- Provide feedback
 - Not necessarily teacher feedback
 - Encourage peer and collaborative feedback




Suggestions for Homework

- Homework assignment must be reasonable.
 - Meaning, students must be ready for what is assigned.
 - Evaluation is formative.
 - Students should be allowed to redo and revise homework.
 - Homework is a part of the LEARNING process.
- Grading Homework?
 - 75% of US teachers grade



**FEDDBACK IS MORE
MOTIVATING**

Than the grade.....



Differentiate Homework

- Provide Choices for Students
- Vary amount and time for the homework



Some Ideas About Homework

- TECHNOLOGY
 - Students are already using technology
 - Why not take advantage of social networking and technology?
 - Technology increases student motivation to complete homework.
 - Promoting dialogue, understanding of audience, and digital literacy.
 - No more lost papers!



Some Ideas for Using HW and Tech

- Blogging
- Wikis
- Podcasts
- Wequests
- Twitter (student comments from reading)
- Facebook



A Few Questions

1. How do your students study?
2. What kinds of homework do you typically assign?
3. How do you teach your students how to study in your content area?



The Basics

Teach students how to organize their time each week.

Teach students how to prioritize the tasks that they must complete.

Teach students to write it down! – Personal organizers, charts, assignment notebooks.

There are some great Web 2.0 organizers like Evernote and Livebinder




Strategies

- Remember to “front load” information and support the students’ development of new study skills.
- Review and Discuss what the students are assigned to study.



Note Taking

- ABC Brainstorm: Select a topic and/or a vocabulary term and then summarize what they know.
- 2-3 Column Notes: Cornell Notes is probably the most used and well known.




ABC BRAINSTORM

Name _____
Date _____

Topic _____

A	N
B	O
C	P
D	Q
E	R
F	S
G	T
H	U
I	V
K	X
L	Y
M	Z

As students brainstorm information, the ABC framework helps them organize their thoughts. Because a fact or point of information must be recorded for each letter of the alphabet, the students must dig more deeply to retrieve information for this kind of brainstorm.



Tips For Classroom Implementation

Name _____
Date _____

Topic _____

Questions-They ask

Why is this important?
What is the goal?
Why do you go to school?
What is the main idea?

Notes

How is this used in the school and the work a part of the brain?
How do you use it in the school?
How do you use it in the school?
How do you use it in the school?

Summary


This article is about the world of _____, it contains how the _____ and the _____ and _____ and _____ and _____.

CORNELL NOTES

Model this strategy for the students and remind them of the five Rs of note taking:

1. Record the most important or emphasized information.
2. Reduce and synthesize information whenever possible, making it as concise as you can.
3. Reflect: read your notes aloud.
4. Relate and consider how this information is connected to your personal experiences and what you already know.
5. Review: look over your notes more than once.

Cornell Notes are most frequently used at the high school level. Oftentimes when we assign handbooks for our students to read, they are faced with text that is densely packed with information. Cornell Notes are a structure that helps students pull out the key ideas and details.



Name _____ Date _____

VOCABULARY SLIDE

Samples are from: McKnight, K. (2010). *The Teacher's Big Book of Graphic Organizers: 100 Reproducible Organizers that Help Kids with Reading, Writing, and the Content Areas*. Jessay-Bass.

Name _____ Date _____

CONCEPT OR VOCABULARY MAP II

What is it?

An octahedron figure with 8 sides

What is it not?

Circle

Examples: Triangle, Square, Rectangle

Samples are from: McKnight, K. (2010). *The Teacher's Big Book of Graphic Organizers: 100 Reproducible Organizers that Help Kids with Reading, Writing, and the Content Areas*. Jessay-Bass.

Name _____ Date _____

CONCEPT OR VOCABULARY MAP III

What is it?

Delusion: Perceive with imagination of reality, occurrence, and it is not aware

What is it not?

Delusion

Examples: Butterfly, Butterfly

Samples are from: McKnight, K. (2010). *The Teacher's Big Book of Graphic Organizers: 100 Reproducible Organizers that Help Kids with Reading, Writing, and the Content Areas*. Jessay-Bass.

Name _____ Date _____

CONCEPT OR VOCABULARY MAP IV

What is it?

Delusion: To be something, to spend money

What is it not?

Delusion

Examples: Delusion, Strange, A habit, A person without much money, I can feel the word, in a Confused, Confused by, Confused, Confused

What is it not?

Delusion

Examples: Delusion, Strange, A habit, A person without much money, I can feel the word, in a Confused, Confused by, Confused, Confused

Samples are from: McKnight, K. (2010). *The Teacher's Big Book of Graphic Organizers: 100 Reproducible Organizers that Help Kids with Reading, Writing, and the Content Areas*. Jessay-Bass.

Word Detective


- The importance of encouraging students to study words cannot be emphasized enough.
- In this center, students are prompted to research the etymology of words (and content area terms) and connect visual images to the words that they encounter.


Creating Slide Shows




 • www.photopeach.com

What are the instructional possibilities of a Fakebook page?






Your Turn

What super cool homework assignments do you assign your students?

Please turn to 3-4 elbow partners and share your very best homework assignment.



Some Final Reminders About Homework



- Make sure that the homework can be completed independently (Introducing new content is not a good idea.)
- Homework is an opportunity for students to practice and “play” with the content that they have learned.
- Use technology when possible---HUGE motivator for our teenagers (Edmodo, Blogs, Wikis, Photo Peach, Garage Band, Animoto, Google Docs)
- Use strategies that teach students to become more strategic readers and thinkers.