


BO3 TEACHING WRITING IN THE 21ST CENTURY



Katherine McKnight, PhD
Katie@KatherineMcknight.com


What we will do in this session

Learn about powerful technology tools that develop writingskills.

Hands on learning with some of these web tools.


See sample blogs, wikis and web writing from students all over the world.

Suggestions and tips for getting started with technology tools to develop writing skills.



BACK CHANNEL

Please post comments, questions, and any additional information you might have or know here:
www.todaysmeet.com/K2AMcKnight





Opening Questions

How do you feel about using tools like blogs, wikis, or other web based tools for writing instruction in your classroom?

How do you think these tools develop writing and literacy skills?

What's a Weblog?

Weblogs- Known in shorthand as "blogs", these Web sites are easily updated and can be interactive.

Blogs have exploded in the past few years.



HERE ARE SOME SAMPLE SCHOOL BLOGS THAT STUDENTS HAVE CREATED:

Global Citizenship Experience

www.globalcitizenshipexperience.com

FROM CHICAGO:



What GCE teacher,
Warren Thomas Rocco says:

“Positive surprises are that this works. It works regardless of literacy levels. It works despite the fact that we could’ve been better organized, more tactical in our management of student works online, more committed to encouraging excellence over...merely, completed works. And so on. You can see the potential. We’re learning...”

FROM NEW ZEALAND:

pesnua.blogspot.com



Getting Started With Blogs:

Read a wide variety of blogs before you begin.
Here are some great teacher blogs that I love:

www.lucygrayconsulting.com/blog.php
Lucy Gray, educational technology expert

langwitches.org/blog
Silvia Rosenthal Tolisano, instructional technology

katherinemcknight.com/blog
Katie McKnight, literacy geek

Setting Up a Blog:

There are several great Blogging websites but this is my favorite.



www.blogger.com


This site is owned by Google and it's not difficult to use.





Getting Started With Blogs: *Class Blog*

- Post class materials
- Post assignments and rubrics
- Provide samples of work expectations
- Post materials to support assignments (i.e. reading materials, web links, web sites, and an area for student comments and postings)
- Class Schedule and Letter



Getting Started With Blogs: *Student Blogs*

- Learning Logs and Reflective Journals
- Reactions to Assigned Reading
- Literature Circles
- Questions and Comments about Current Events
- Word-A-Day
- Math Problem-A-Day
- Posting Projects
- Posting Videos of Lab Experiments

YOUR TURN:

How can you use blogs for the teaching of your content area?


How can blogs support differentiated instruction?

What are your questions and concerns about starting blogs with your students?

WHIS

- From the Hawaiian word, *wiki-wiki*, which means "quick"
- Ward Cunningham created the first wiki in 1995.
- He wanted to create a web based tool that would make it easy for people to publish and author.

The Most Famous and Best Example of a Wiki:
Wikipedia



An attempt to present all of human knowledge, for free.
Actually more accurate than many people might think.
Has over 500,000 edits per day.


Wiki: The Basics

From Wikipedia (en.wikipedia.org/wiki/Wiki)

Each wiki page has a link for editing.

Click the edit link and “tah-dah” you are ready to add, edit, and create content.

There are some ground rules that should be set up for the students for the wiki.



Sample Wikis

Mr. Peronis, A Physics Teacher
peronis.pbworks.com/w/page/15960585/Welcome-to-Mr-Peronis-Physics-Site

Mrs. Atwood's Wiki
mrsatwood.pbworks.com/w/page/21730766/FrontPage

More Sample Wikis

Mr. Telles's Wiki
mrtelles.pbworks.com/w/page/10239326/FrontPage

Mr. Lee's Math Project Wiki
acrosfire.pbworks.com/w/page/1342627/FrontPage

A Few More Sample Wikis

The Study Zone Wiki by Andrew Hill
studyzone.pbworks.com/w/page/18816338/FrontPage

Ms. Edwards's Wiki
msedwards.pbworks.com/w/page/21860548/FrontPage

Getting Started with Wikis

www.wikispaces.com



www.wikispaces.com/content/for/teachers

Tools to Help You Along the Way

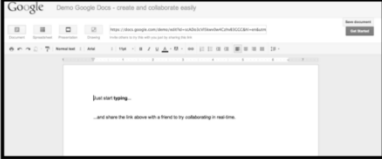
educationalwikis.wikispaces.com
Aims to answer the question, how can I use wikis in education?

educationalwikis.wikispaces.com/Examples+of+educational+wikis
More fabulous educational wiki examples

More Technology Tools for Differentiating Instruction

Documents Spreadsheets Presentations Drawings Forms

Google Docs are the next revolution in writing.



Allows for collaboration and the applications are extraordinary.

YOUR TURN:

How can you use wikis for the teaching writing skills?

How do wikis support writing instruction?

What are your questions and concerns about starting wikis with your students?

Maybe You Won't be Wiki-Wiki Right Away with Your Wiki or Blog

Remember, good teachers tinker.

Experiment and take baby steps.

I'm not a techie, but I do think I'm a good teacher.

Ask questions, there are tons of educational technology colleagues who are eager to draft members to the "other side."

PODCASTS A teacher shows us three digital storytelling tools for mobile devices:
ipadschools.wikispaces.com



Podcasts

What are they?

Three kinds of podcasts: audio, visual, and video.

Audio are similar to radio broadcasts.

Visual include graphics and images.

Video are sometimes called vodcasts or v-casts.


Some great educational sites for using podcasts:

Helpful site for getting started with podcasts and examine how teachers use this technology in classrooms:
mabrionline.org/podcasts

Mr. Linden's Library
district.dearbornschools.org/schools/long/podcast/Long%20Elementary/Mr%20Lindens%20Library/312EAE78-AD8A-464B-ADA1-908B1C173725.html

Tony Vincent's site, Learning in Hand can help you get started with podcasting.
learninginhand.com/podcasting

VOCAROO



© 2007-2012 Vocaroo | Help | Information | Widgets | @vocaroo

vocaroo.com

TODAYSMEET

Facilitates Discussion

Today'sMeet

Talk. Listen.

Today'sMeet helps you enhance the backchannel and connect with your audience in real-time.

Encourage the room to use the live stream to make comments, ask questions, and use that feedback to alter your presentation, sharpen your points, and address audience needs.

By submitting this form you agree to the [Privacy Policy](#) and [Terms](#).

Blog | About | Help | Privacy | Terms of Use | © 2008-2012 James Sack.

Create a Room.

Name your room

Delete the room in

[Create your Room.](#)

www.todaysmeet.com

How to Reach Me:

-  Email: Katie@KatherineMcKnight.com
-  Website: www.KatherineMcKnight.com
-  Twitter: [@literacyworld](https://twitter.com/literacyworld)
-  Facebook: [Katie McKnight Literacy](#)
-  For more materials and updated powerpoint, see my blog at www.KatherineMcKnight.com