


B07
Plug into E-Portfolios
and 21st Century
Learning




Katherine S. McKnight, Ph.D.
Katie@KatherineMcKnight.com
www.KatherineMcKnight.com

What We Will Do in this Session

Discover how to use digital portfolios in the classroom.

Explore different tools available for creating digital portfolios.

Using digital portfolios for assessment.



How Can We Use Digital Portfolios?

- Known as the "grandmother of e-portfolios", Dr. Helen Barrett.
- See her overview and Tedx talk: and you in
- <http://youtu.be/ckcSegrwikA>

- Twitter hashtag #mportfolios

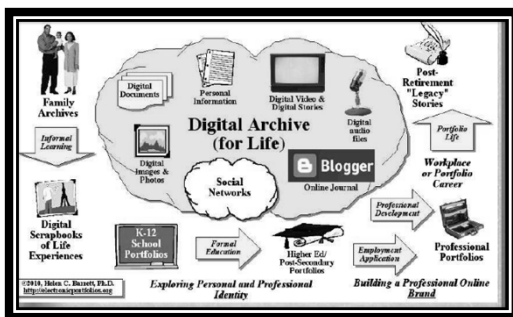
Impact of Technology on Our Learning
<ul style="list-style-type: none">• Social Learning• Social Networks• Opportunity to Reflect (Metacognition)

More to Consider
<ul style="list-style-type: none">• Autonomy• Mastery• Purpose• We might think of it as Gradual Release of Responsibility.....also has its roots in Dewey.

What are E-portfolios?
<ul style="list-style-type: none">• E portfolios use web 2.0 tools to:• Metacognition of learning• Showcase student work in multiple contexts• Discuss and reflect on learning• Showcase artifacts of learning• Provide opportunities for feedback and assessment

Why Portfolios Matter

- Sense of Ownership
- Autonomy
- Pride, responsibility, rigor



8

Tools for Developing Portfolios

9

Setting Up a Blog:

There are several great Blogging websites but this is my favorite.



www.blogger.com

This site is owned by Google and it's not difficult to use.



Create a blog. It's free. [Get started](#)



Beautiful, customizable templates and layouts. [Try the template designer](#)



Up to the minute stats Make money with AdSense Explore Blog of Note

Want to learn more? Take a [quick tour](#), watch a [video tutorial](#) or read [Blogger Buzz](#).

Sign in with your Google Account

Email:

Password:

Stay signed in [\(Sign in\)](#)

[Can't access your account?](#)


[Don't have a Google Account? Get started](#)



<http://www.youtube.com/watch?v=wqYBa-zGsNQ&feature=related>

**Getting Started With Blogs:
Class Blog**

Post class materials
Post assignments and rubrics
Provide samples of work expectations
Post materials to support assignments (i.e. reading materials, web links, web sites, and an area for student comments and postings)
Class Schedule and Letter




**Getting Started With Blogs:
Student Blogs**


Learning Logs and Reflective Journals
Reactions to Assigned Reading
Literature Circles
Questions and Comments about Current Events
Word-A-Day
Math Problem-A-Day
Posting Projects
Posting Videos of Lab Experiments

WIKIS

- From the Hawaiian word, *wiki-wiki*, which means "quick".
- Ward Cunningham created the first wiki in 1995.
- He wanted to create a web based tool that would make it easy for people to publish and author.



The Most Famous and Best Example of a Wiki:
Wikipedia



An attempt to present all of human knowledge, for free.
Actually more accurate than many people might think.
Has over 500,000 edits per day.


Wiki: The Basics

From Wikipedia (
en.wikipedia.org/wiki/Wiki)

Each wiki page has a link for editing.


Click the edit link and “tah-dah” you are ready to add, edit, and create content.

There are some ground rules that should be set up for the students for the wiki.



Go to this Google Doc

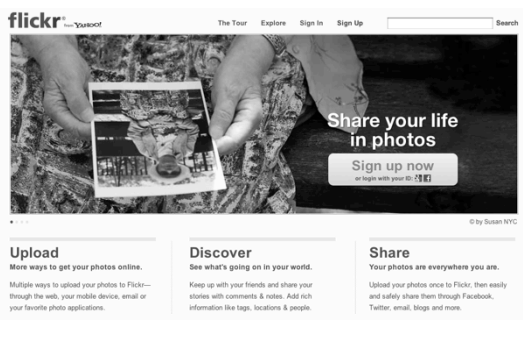
- Got this document:
<http://tinyurl.com/94apu6y>



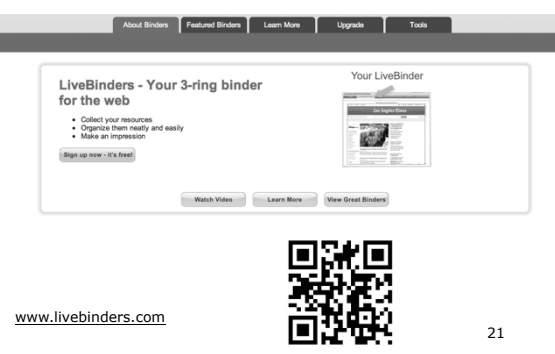
<http://www.weebly.com/>




<http://www.flickr.com/>



LiveBinders




E-Portfolio Samples and Resources



- <http://www.livebinders.com/play/play?id=80990>
- Substantial Resources

Creating Portfolios Using Google Apps



<https://sites.google.com/site/eportfolioapps/overview/examples>

How to Reach Me:

-  Email: **Katie@KatherineMcKnight.com**
-  Website: **www.KatherineMcKnight.com**
-  Twitter: **@literacyworld**
-  Facebook: **Katie McKnight Literacy**
-  For more materials and updated powerpoint, see my blog at **www.KatherineMcKnight.com**
